

Kawasaki ZX-10R, Suzuki GSX-R1000R

FKR 1050

Spare Parts List Workshop Manual



SAFETY PRECAUTIONS

Warning!

The shock absorber/front fork/steering damper is an important part of the vehicle and will affect the stability.

Warning!

After installing the Öhlins product, take a test ride at low speed to make sure your vehicle has maintained stability.

Warning!

Some of Öhlins products contain pressurized nitrogen gas (N₂). Do not open, service or modify pressurized products without proper education (approved Öhlins dealer/distributor) and proper tools.

Note!

Read and ensure you understand the information in this manual and other technical documents provided by Öhlins, before you use the product.

Note!

Öhlins Racing AB can not be held responsible for any damage to the shock absorber/front fork/steering damper, vehicle, other property or injury to persons, if the instructions for mounting, usage and maintenance are not obeyed.

Warning!

If the suspension makes an abnormal noise, or the function is irregular, or if you notice any leakage from the product, stop the vehicle immediately and return the product to an Öhlins Service Centre.

Warning!

The product warranty shall only apply if the product has been operated and maintained in accordance with recommendations in this manual. If you have any questions regarding usage, service, inspection and/or maintenance contact Öhlins.

Note!

When working with the Öhlins product, read the Vehicle Service Manual.

Warning!

This product was developed and designed exclusively for a specific vehicle model and shall only be installed on the intended vehicle model in its original condition as delivered from the vehicle manufacturer.

Contents

| | |
|--|---|
| Figure 1 - Top cap | 3 |
| Figure 2 - Shaft assembly | 4 |
| Figure 3 - Seal head and piston assembly | 5 |
| Figure 4 - Cylinder tube assembly | 6 |

SAFETY SYMBOLS

In this manual, mounting instructions and other technical documents, important information concerning safety is distinguished by the following symbols:



The Safety Alert Symbol means: Warning! Your safety is involved.

Warning!

The Warning Symbol means: Failure to follow warning instructions can result in severe or fatal injury to anyone working with, inspecting or using the shock absorber, or to bystanders.

Caution!

The Caution Symbol means: Special precautions must be taken to avoid damage to the shock absorber.

Note!

The Note Symbol indicates information that is important regarding procedures.

© Öhlins Racing AB. All rights reserved.

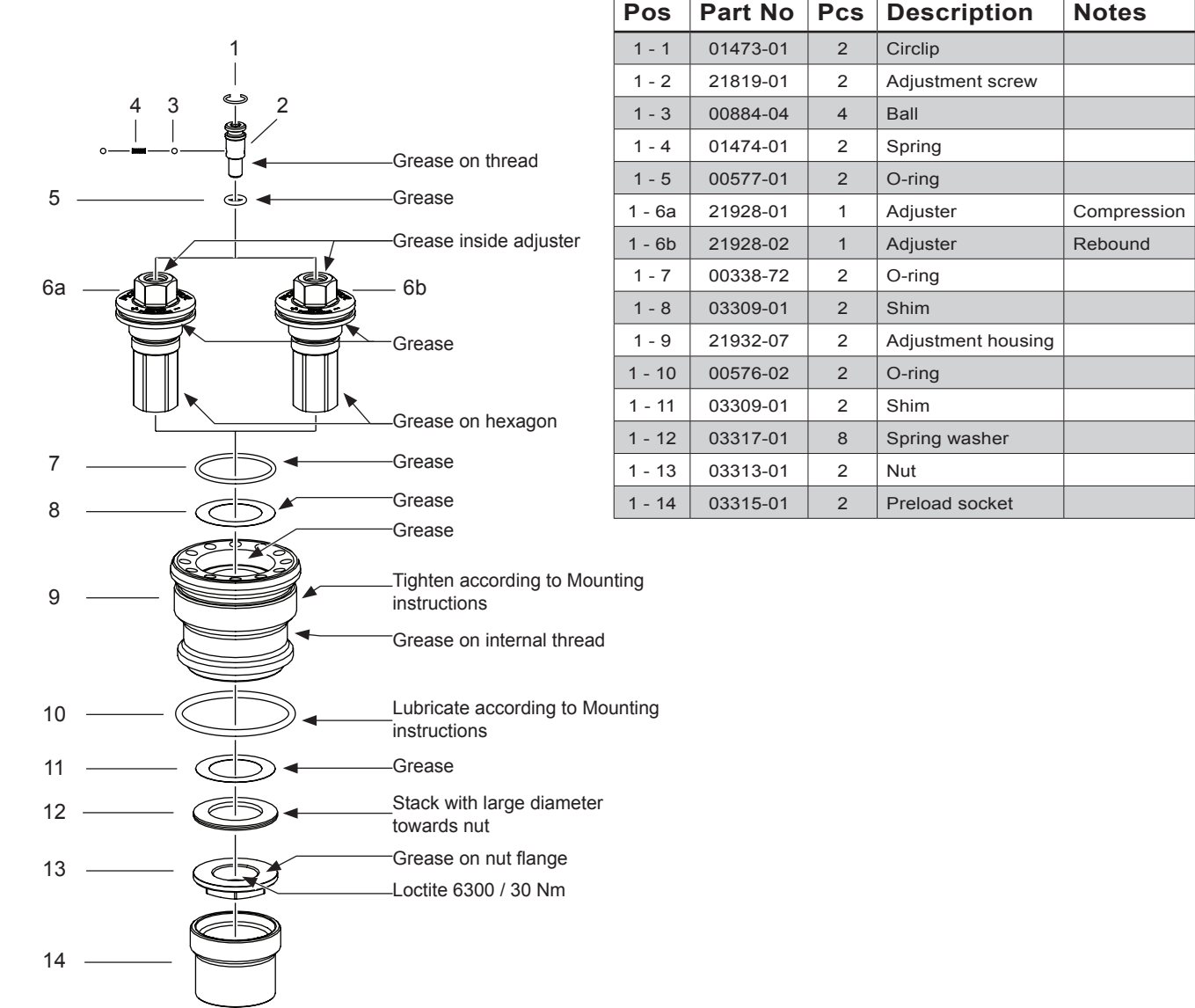
Any reprinting or unauthorized use without the written permission of Öhlins Racing AB is prohibited.

Special tools

| Part number | Description |
|-------------|----------------------|
| 01797-07 | Seal head tool |
| 00727-09 | Clamp Ø28 |
| 00727-06/12 | Clamp Ø34 |
| 02810-01 | Clip |
| 00146-01 | Grease (100 g) |
| 01791-25 | Loctite 2400 (50 ml) |
| 01791-23 | Loctite 6300 (50 ml) |

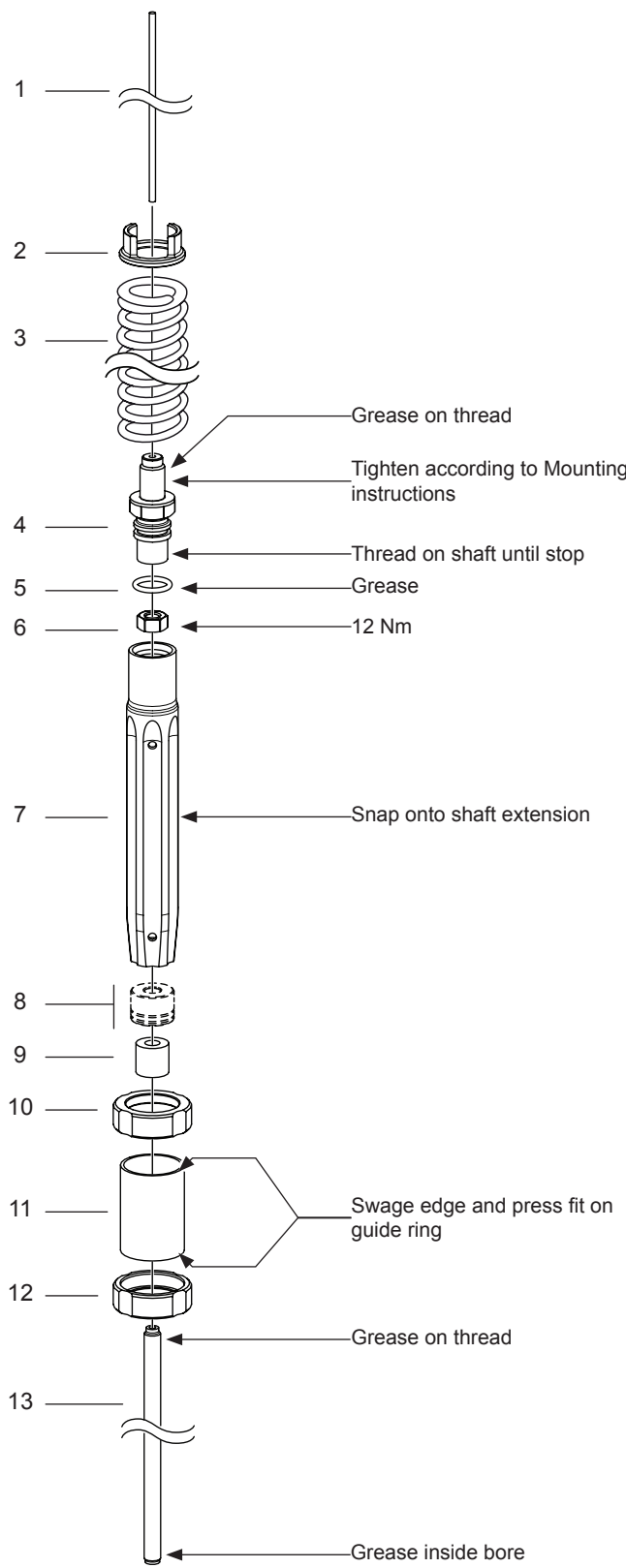
SPL FKR 1050

Figure 1 - Top cap



SPL FKR 1050

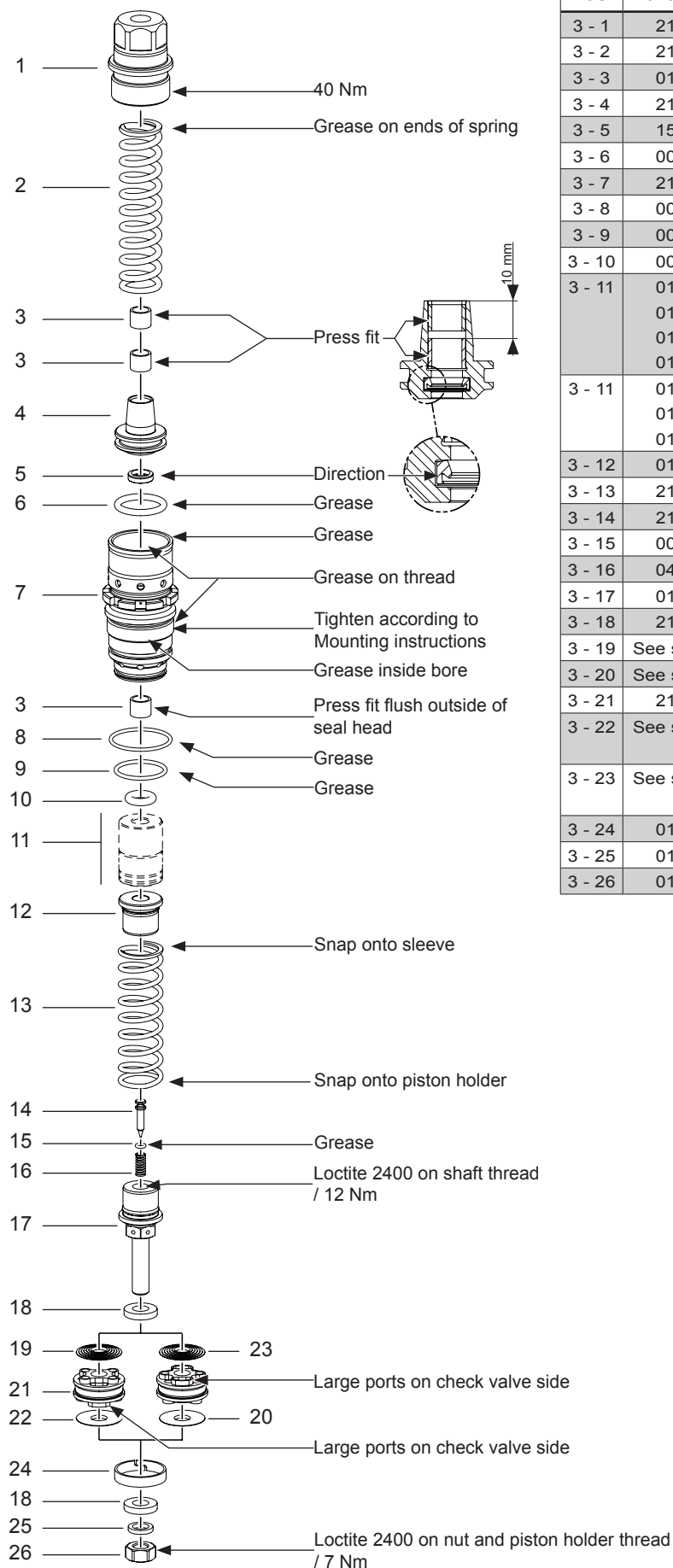
Figure 2 - Shaft assembly



| Pos | Part No | Pcs | Description | Notes |
|--------|----------|-----|-----------------------------|-----------------------|
| 2 - 1 | 15412-20 | 2 | Adjustment rod | |
| 2 - 2 | 03316-02 | 2 | Spring support | |
| 2 - 3 | 04744-95 | 2 | Main spring | 9.5 N/mm |
| 2 - 3 | 04744-10 | 2 | Main spring | 10 N/mm |
| 2 - 3 | 04744-05 | 2 | Main spring | 10.5 N/mm |
| 2 - 4 | 01901-09 | 2 | Shaft extension | |
| 2 - 5 | 00338-76 | 2 | O-ring | |
| 2 - 6 | 00437-09 | 2 | Nut | |
| 2 - 7 | 21925-02 | 2 | Guide sleeve | |
| 2 - 8 | 01582-21 | 2 | Spacer 2mm | |
| 2 - 9 | 01580-04 | 2 | Bump rubber | |
| 2 - 10 | 01438-04 | 2 | Guide ring | |
| 2 - 11 | 01460-65 | 2 | Preload tube Length 42mm | Standard stroke 120mm |
| 2 - 11 | 01460-50 | 2 | Preload tube Length 52mm | Optional stroke 130mm |
| 2 - 12 | 01438-04 | 2 | Guide ring | |
| 2 - 13 | 21812-17 | 2 | Shaft | |

SPL FKR 1050

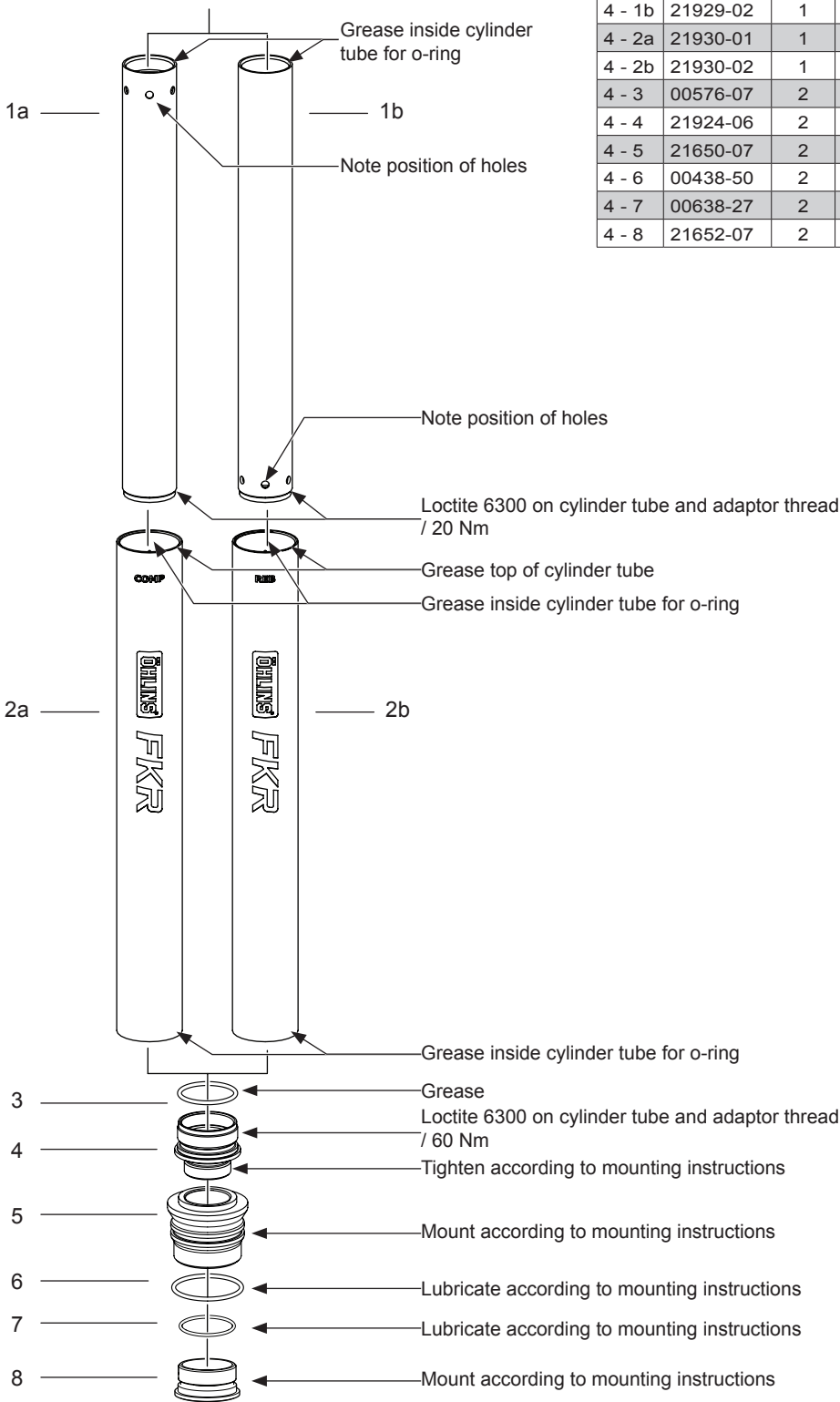
Figure 3 - Seal head and piston assembly



| Pos | Part No | Pcs | Description | Notes |
|--------|----------------|-----|------------------------|--|
| 3 - 1 | 21922-01 | 2 | Cap seal head | |
| 3 - 2 | 21927-01 | 2 | Spring | |
| 3 - 3 | 01056-09 | 6 | Bushing | |
| 3 - 4 | 21921-01 | 2 | Piston dividing | |
| 3 - 5 | 15428-01 | 2 | Seal | |
| 3 - 6 | 00338-25 | 2 | O-ring | |
| 3 - 7 | 21920-01 | 2 | Seal head | |
| 3 - 8 | 00338-72 | 2 | O-ring | |
| 3 - 9 | 00338-27 | 2 | O-ring | |
| 3 - 10 | 00638-81 | 2 | O-ring | |
| 3 - 11 | 01582-21 | 4 | Spacer 2mm | Standard stroke 120mm Spacer total 32mm |
| | 01582-22 | 2 | Spacer 3mm | |
| | 01582-23 | 2 | Spacer 10mm | |
| | 01582-24 | 2 | Spacer 15mm | |
| 3 - 11 | 01582-21 | 4 | Spacer 2mm | Optional stroke 130mm Spacer total 22mm |
| | 01582-22 | 2 | Spacer 3mm | |
| | 01582-24 | 2 | Spacer 15mm | |
| 3 - 12 | 01653-09 | 2 | Sleeve | |
| 3 - 13 | 21733-01 | 2 | Spring | |
| 3 - 14 | 21813-15 | 2 | Needle | |
| 3 - 15 | 00338-56 | 2 | O-ring | |
| 3 - 16 | 04727-09 | 2 | Spring | |
| 3 - 17 | 01654-15 | 2 | Piston holder | |
| 3 - 18 | 21926-01 | 4 | Washer | |
| 3 - 19 | See spec. card | 1 | Shim stack | Compression |
| 3 - 20 | See spec. card | 1 | Shim stack | Rebound |
| 3 - 21 | 21923-01 | 2 | Piston | |
| 3 - 22 | See spec. card | 1 | Check valve shim stack | Compression |
| 3 - 23 | See spec. card | 1 | Check valve shim stack | Rebound |
| 3 - 24 | 01447-02 | 2 | Piston ring | |
| 3 - 25 | 01674-01 | 2 | Washer | |
| 3 - 26 | 01657-01 | 2 | Nut | |

Figure 4 - Cylinder tube assembly

| Pos | Part No | Pcs | Description | Notes |
|--------|----------|-----|---------------|-------------|
| 4 - 1a | 21929-01 | 1 | Cylinder tube | Compression |
| 4 - 1b | 21929-02 | 1 | Cylinder tube | Rebound |
| 4 - 2a | 21930-01 | 1 | Cylinder tube | Compression |
| 4 - 2b | 21930-02 | 1 | Cylinder tube | Rebound |
| 4 - 3 | 00576-07 | 2 | O-ring | |
| 4 - 4 | 21924-06 | 2 | Adaptor | |
| 4 - 5 | 21650-07 | 2 | Adaptor ring | |
| 4 - 6 | 00438-50 | 2 | O-ring | |
| 4 - 7 | 00638-27 | 2 | O-ring | |
| 4 - 8 | 21652-07 | 2 | Plug | |



Your Öhlins retailer:

Öhlins Racing AB
Box 722
SE-194 27, Upplands Väsby
Sweden

Phone: +46 (0)8 590 025 00
Fax: +46 (0)8 590 025 80
www.ohlins.com



www.ohlins.com